

Oldham Standing Advisory Council on Religious Education

ANNUALREPORT 2016 - 2017



Oldham
Council



Contents

Page 1	Title page
Page 2	Contents
Page 3	Introduction
Page 6	Review of 2016-2017
Page 9	Members and Officers for 2016-2017
Page 10	Support and Standards
Page 17	Membership
Page 19	Appendix GCE and GCSE data 2016



Prestigious REQM gold award for Christ Church Denshaw

DELIGHTED PUPILS, staff and parents from Christ Church Denshaw gathered at a special service to celebrate receiving the prestigious Religious Education Quality Mark Gold Award.

The primary school joins St Thomas's Primary and Bluecoat in an elite group who have been awarded the national accolade.

The REQM aims to raise the profile of religious education in schools, celebrate a commitment to excellence and increase the range and quality of teaching and learning.

And after being put through a rigorous review and observation by an external assessor, Christ Church Denshaw school was awarded the highest 'Gold' level.

All 77 pupils were joined by staff and parents at Christ Church Denshaw for a special service to mark the occasion, led by Reverend John Rosedale.

They were presented with their certificate by Lieutenant Simon Rowney, chair of The Oldham Standing Advisory Council for RE (SACRE) which has been promoting the award.

Christ Church Denshaw headmistress Sue Callaghan said: "After being put through a rigorous assessment, we were delighted to be awarded the REQM Gold Award.

"We hope it will encourage other schools to come forward to follow the same path, since the Quality Mark programme is a positive contribution to school improvement."

Simon Rowney added: "There are only a few schools in Oldham who have achieved this so it is a stand-out moment and a fantastic achievement for Christ Church Denshaw."

Meanwhile, mum-of-three Paula Parslow is the new chair of governors for Christ Church Denshaw after taking over from Bob Rogers in September.

Bob, who has been a governor for over 40 years, will continue on the board but has handed over the reins to Paula who has been a governor for six years.



Graham McGuffie, consultant to SACRE; Lieutenant Simon Rowney; Christ Church Denshaw headmistress Sue Callaghan; chair of governors Paula Parslow; Rev John Rosedale; and Christ Church Denshaw pupils.

Introduction

Oldham SACRE welcomed the support and significant encouragement received from Oldham Council. The Council has remained an active and interested supporter of SACRE and its officers regularly attend meetings and have secured the resources that keep the SACRE in good health. In November 2016, the Council arranged for publicity materials and advertising banners to be displayed at the Annual Conference for School Governors and the Chair and members of SACRE were available at the information desk throughout the conference.

Beside a welcoming speech from Caroline Sutton, who sadly passed away later in 2017, Failsworth MP and Shadow Spokesperson for Education, Ms Angela Rayner MP also gave a keynote speech.

Following the retirement of Mrs Karen Holmes, long serving Clerk to SACRE, Mrs Carol Hyde was appointed clerk to SACRE. Mr Dave Barter left the authority and Mrs Jenny Christopher joined SACRE as the representative of the interim Director of Education Andrew Sutherland.

The Annual Conference for teachers and school leaders and governors sponsored by Oldham Council has brought notable speakers with a national reputation in Religious Education to contribute to training. Following the “Getting to Good” initiative the process of schools achieving REQM Gold was initiated.

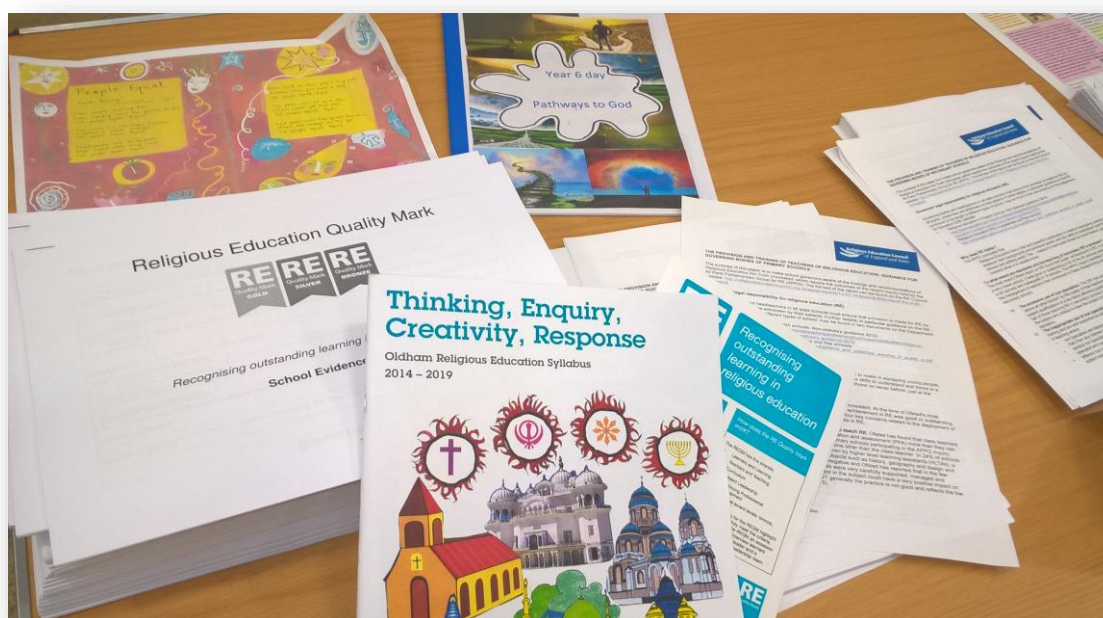
Oldham Council also maintained the support for a structure of subject leads in primary and secondary phases and regular RE Network meetings took place with the leads reporting to SACRE regularly. In secondary the meetings were held jointly with Rochdale.

Chair of SACRE Simon Rowney welcomes delegates to Oldham's Annual SACRE Conference



The SACRE produced a costed development plan which has been monitored by an RE consultant and designated officers in the Council.

SACRE welcomed the active engagement the newly appointed Clerk to SACRE, Mrs C Hyde and Mr Peter Hawkins and their support for the programme put in place by Oldham Council supported by Mrs Gerri Barry.



Oldham SACRE is linked by subscription to:

- National Association of SACREs (NASACRE)
- “RE Today” online
- The Association of RE Inspectors, Advisers and Consultants (AREIAC)
- The Manchester Diocese
- AQA
- School Performance Team Oldham
- Inter Faith Forum
- Rochdale Council



Review of 2016-2017

Oldham SACRE continued the policy of rotating meetings between civic, religious and educational venues.

Three meetings of Oldham SACRE took place:

Winter Term 2016

Location: Oldham Civic Centre

Crompton Suite Tuesday 18th October 2016

Spring Term 2017

Location: Freehold Community Primary Academy

Thursday 22nd March 2017

Summer Term 2017

Location: Radha Krishna Temple, Hathershaw

Wednesday 21st June 2017

Items on the Agenda included:

- Determinations and implications for Academies and how SACRE can help
- Collaboration between SACREs in Oldham and Rochdale Councils
- The policy for Determinations in the Local Authority Schools
- The significance and impact of the OFSTED framework on schools and the role of SACRES
- Visits to schools by members of the SACRE
- Holocaust Day events
- Contribution of Humanists to the work of Oldham SACRE
- The impact of events globally which had an impact on members of religious groups in Oldham and Rochdale.
- The role of officers and consultants in relation to the Councils carrying out their statutory duties in relation to Religious Education and worship and the development of a service level agreement (SLA)
- The work of subject leads in both phases and importance of Subject Networks
- The issue of remarking of examination papers
- Preparation for new GCSE and GCE syllabi and the challenges for students and teachers
- Policies relating to visits by schools to places of worship.
- Work of European Islamic Centre Oldham
- Co-option of RE subject leads onto SACRE

- Schools with Soul (SMSC) and role of governing bodies
- A New Settlement: Religion and Belief in schools discussion of circulated report
- Support from Farmington Institute for scholarships
- The work of Freehold Community Academy
- The work of the Radha Krishna Temple
- Overview of National Reports including Living with difference.
- Pledge for Peace circulated to SACRE members.
- Constitution of Oldham SACRE
- Results in public examinations
- The development of a Religious Education Quality Mark (REQM) for schools
- Collective worship report from school visit by SACRE members
- Support methodology for Oldham's Agreed Syllabus and Professional development opportunities for teachers
- Briefing of school governors on RE and collective worship through the Annual Governor Conference
- A development plan for SACRE in 2015-2016
- A standard agenda for future SACRE meetings
- An audit of the current Agreed Syllabus due for renewal in 2019
- Discussion of the mechanisms of electronic communication and how to ensure maximum contact for members of SACRE.
- The report on the outcome of participation in the Getting to GR8 programme
- Improved collaboration with the Oldham Inter Faith Forum

- Reporting from Primary and Subject leads and events organised by them including “Teach Meet” and “Big Think Day”.
- Exploring the mechanisms for retrieving information about RE and SMSC reported on by OFSTED following an inspection to help SACRE in its oversight of the quality of provision for RE and SMSC where it impinges on legal requirements.

Officers 2016-2017

Chair of SACRE	Captain Simon Rowney
Vice Chair of SACRE	Mr Peter Butler
Clerk to SACRE	Mrs Carol Hyde
Business Support Officer	
	Mr Peter Hawkins
Oldham Council	Ms Jenny Christopher



Support for maintaining standards.

Oldham Council worked with SACRE to develop a service level agreement for the consultant post for September 2017 until January 2019

SACRE requested a mechanism be sought to link OFSTED reports for eligible schools and the SACRE and the Clerk to SACRE indicated a willingness to explore possibilities with the appropriate officers in the Council and deliver a proposal in Autumn 2017.

Within the SACRE development plan, funding continued for the RE subject leads for primary and secondary phases.

Support for RE

Oldham SACRE remains vigilant in relation to the impact of the English Baccalaureate on the take up of GCSE Religious Education and Religious Studies.

Some members of SACRE had previously expressed concerns about the withdrawal at a national level, of additional support for training specialist teachers of RE and with regard to the limited time spent in helping trainee teachers prepare for teaching this important subject.


Oldham SACRE was pleased to see the reintroduction of funded pathways and guidance for schools and Initial Teacher Training providers for 2016 to 2017, including bursaries, scholarships, and School Direct salaried grants. Information on the National Association of Teachers of RE (NATRE) web site reflected concerns that there was more to do in this area of professional development and a need to underline the connection between good religious education and the goals of achieving outstanding community cohesion and developing understanding of different faiths. SACRE therefore was reassured that Oldham Council's maintained schools were well aware of their responsibilities including:

The Education Act 2002 laid a duty on maintained schools to:

- promote the well-being of pupils at the school, and in the case of a school in England, promote community cohesion.
- HMCI has a duty under section 5 of the Education Act 2005 (as inserted by section 154 of the Education and Inspections Act 2006) to report on the contribution made by schools to community cohesion
- OFSTED will collect evidence to evaluate a school's contribution to promoting well-being. Guidance on practical examples of the ways in which schools can contribute to well-being includes 'Delivering high quality citizenship and RE, to help children understand how society works; to prepare them for playing their part as adult citizens; and to help them understand other faiths and cultures while developing a sense of shared identity'.

The Education Act 1944 laid a requirement on schools "to promote the spiritual, moral, mental, cultural and physical development of pupils." This is sometimes referred to in the abbreviation 'SMSC'.

In November 2014, the Department for Education published Guidance on promoting British Values in schools to ensure young people leave school prepared for life in modern Britain. Oldham Council arranged for the distribution of the publication "Religious Education and British Values Issues, opportunities and resources"¹ and SACRE was pleased to note that guidance for SMSC had been strengthened.



¹ Religious Education and British values Issues Opportunities and Resources ISBN 978-1-910261-10-1

SACRE also was pleased to see the view endorsed that if people are to grow up to be well-informed about religions they will encounter and other non-religious worldviews, this must begin early in their school life and be supported by high quality religious education.

According to published reports, recent national surveys have revealed that the majority of newly trained primary school teachers feel under-prepared to teach about religion and beliefs². Oldham SACRE is aware that this raises a serious challenge and if the aim for children to become active citizens, having an understanding of, and respect for the beliefs and values of others then the goal will be more achievable if confidence can be built in the teachers of our children in maintained schools, Academies and settings.³ The Oldham response was to secure funding for a high-profile professional development event and a sustaining network in both phases.

The Oldham Agreed Syllabus in 2014 stated:

Oldham Council works for community cohesion and respect for all, for high standards in learning for every child and for a better education service where thoughtfulness, understanding and community are highly valued. Religious Education in Oldham can make key contributions to these strategic intentions. The whole community of all different faith and belief groups in Oldham contributes to RE through the SACRE, and benefits where RE experiences are of good quality.

² https://www.religiouseducationcouncil.org.uk/wp-content/uploads/2017/09/Provtraining_teachers_RE_Primary_Hea.pdf

³ <https://www.theguardian.com/education/mortarboard/2014/jan/15/dont-dismiss-religious-education-school>

Furthermore, SACRE took note of the strengthening statements from OFSTED namely:

- Pupils' **spiritual development** is shown by their ability to be reflective about their own beliefs or otherwise, that inform their perspective on life and their interest in and respect for different people's faiths, feelings and values.



- Pupils' **moral development** is shown by their ability to recognise the difference between right and wrong.....and being able to understand and appreciate the viewpoints of others on these issues.



- Pupils' **social development** is shown by acceptance and engagement with the fundamental British Values of democracy, the rule of law, individual liberty and tolerance of those with different faiths and beliefs; the pupils develop and demonstrate skills and attitudes that will allow them to participate fully in and contribute positively to life in modern Britain.



- Pupils' **cultural development** is shown by their understanding of a range of cultures within school and further afield as an essential element of their preparation for life in modern Britain.....and their interest in exploring, improving understanding of and showing respect for different faiths and cultural diversity and the extent to which they understand, accept, respect and celebrate diversity, as shown by their tolerance and attitudes towards different religious, ethnic and socio economic groups in the local, national and global communities.

Religious Education consequently makes a holistic contribution and as such is identified as a significant contributor to Oldham Council's stated aims.

Source 2011 Census



Area	Religion	Christian	Buddhist	Hindu	Jewish	Muslim	Sikh	Other religion	No religion	not stated
North West	7,052,177	4,742,860	20,695	38,259	30,417	356,458	8,857	19,166	1,397,916	437,549
Greater Manchester	2,682,528	1,657,594	9,555	23,478	25,013	232,787	5,322	7,429	557,129	164,221
Bolton	276,786	173,608	574	5,988	174	32,385	118	721	47,567	15,651
Bury	185,060	116,036	453	817	10,302	11,279	301	422	34,381	11,069
Manchester	503,127	245,247	3,879	5,452	2,613	79,496	2,292	1,889	127,485	34,774
Oldham	224,897	134,167	371	1,233	108	39,879	70	406	36,169	12,494
Rochdale	211,699	128,186	403	642	216	29,426	71	430	40,014	12,311
Salford	233,933	150,111	1,040	1,504	7,687	6,030	324	691	52,105	14,441
Stockport	283,275	179,055	853	1,666	1,340	9,431	330	964	71,126	18,510
Tameside	219,324	140,322	511	3,223	89	9,705	102	651	51,674	13,047
Trafford	226,578	143,639	768	2,271	2,413	12,994	1,652	566	47,968	14,307
Wigan	317,849	247,223	703	682	71	2,162	62	689	48,640	17,617

Professional development 2016-2017

Network Meetings for Primary and Secondary colleagues took place during the year, with the focus on REQM engagement for primary colleagues and development of best practice for the new GCSE course.

Complaints concerning Religious Education 2016-2017

No complaints were received by SACRE in relation to Religious Education or collective worship.

Determinations 2016-2017

No requests were received in 2016-2017 for a determination or renewal of a determination previously granted.

Finance 2016-2017

The SACRE budget provisioned by Oldham Council covers basic running costs including business support, permits members to attend national and local conferences and supports the annual Conference for all Oldham's RE teachers, school leaders and governors. The Council indicated its willingness to continue to resource activities that support the development of high-quality Religious Education. The Big Think Day held in June 2017 was piloted by Ms Rachael Sunderland and was very successful though this enterprise struggled to find sufficient capital to cover all costs.

Oldham SACRE membership 2016-2017

Committee A

Mr Peter Butler	Free Church	
Rev Sheila Coop	Free Church	
Mr Peter Morgan	Free Church	
Captain Simon Rowney	Free Church	(Chairperson)
Mrs Krishna Sisodia	Hindu	
Rabbi Daniel Walker	Jewish	
Mr Nasim Ashraf	Muslim	
Rev Howard Sutcliffe	Oldham Inter Faith Forum	
Vacancy	Roman Catholic	

Committee B

Mr Graham McGuffie	Church of England	
Rev Paul Monk	Church of England	
Rev Janet Pitman	Church of England	

Committee C

Miss Jacqueline Beattie	NUT	
Mrs Mary Butt	ATL	
Mrs S Callaghan	Primary Heads (Subject Lead)	
Ms Rachael Sunderland	for Secondary Heads (Subject Lead)	

Committee D

Councillor Cathryn Ball	Oldham Council
Councillor Chris Gloster	Oldham Council
Councillor Vitarose Price	Oldham Council
Ms Jenny Christopher	Oldham Council (for Director)
Vacancy	Special Schools

**GCSE and GCE –
Entries in
Religious
Studies
2016 OLDHAM
OLDHAM SACRE**



Contents

19	Frontispiece to Appendix
20	Contents
21	Comparison National data and Oldham GCSE 2015 & Grade distribution
23	Value Added Data
25	KS4 Performance Summary
26	KS4 Performance of Groups: Female & Male
33	Analysis and overview 14-16 age group and attainment over time
36	16-19 GCE examination results for Oldham Schools

Comparison National data and Oldham GCSE 2016

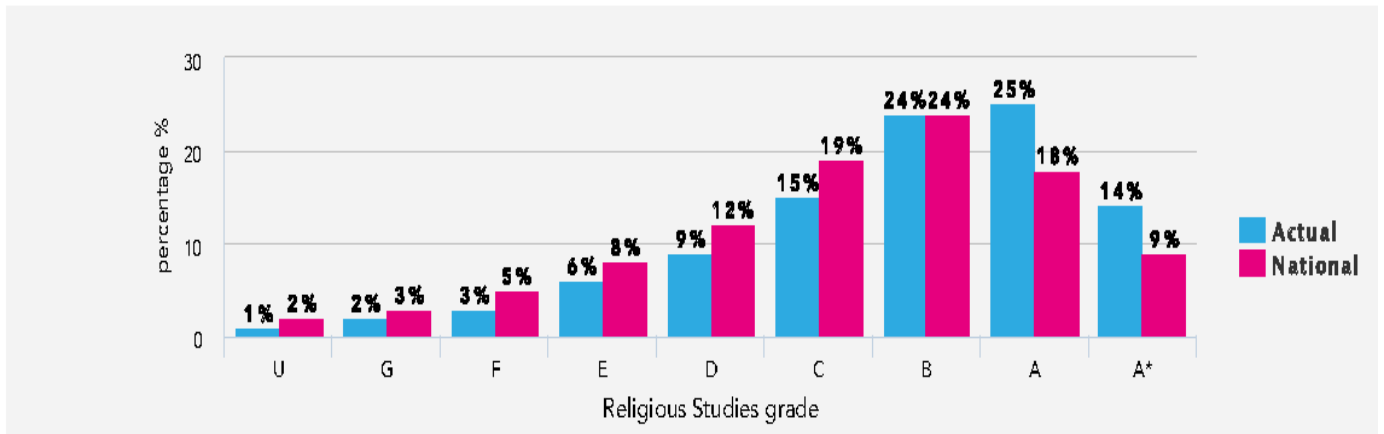
Figures for (2015) in brackets

Religious Studies GCSE

	A*-C%	A*-G%	UNGRADED
National	71.5% (71%)	97.8% (98%)	1.9% (2.0%)
Oldham	A*-C%	A*-G%	UNGRADED
All Pupils	78.1% (76%)	98.5% (99%)	1.4% (1.0%)
Girls (607)	81.4% (84%)	99.8% (99%)	0.2% (1.0%)
Boys (511)	74.2% (63%)	96.9% (98%)	3.1% (2.0%)

1119 pupils completed a full course in GCSE Religious Studies in 2016 which is a decrease on the 2015 figure of 1174. The percentage of pupils achieving A*-C Grade increased from 76% to 78.1% in 2015. The overall A*-C Grade percentage in Oldham at full GCSE was 6.6% above the national average, a positive increase from 2015.

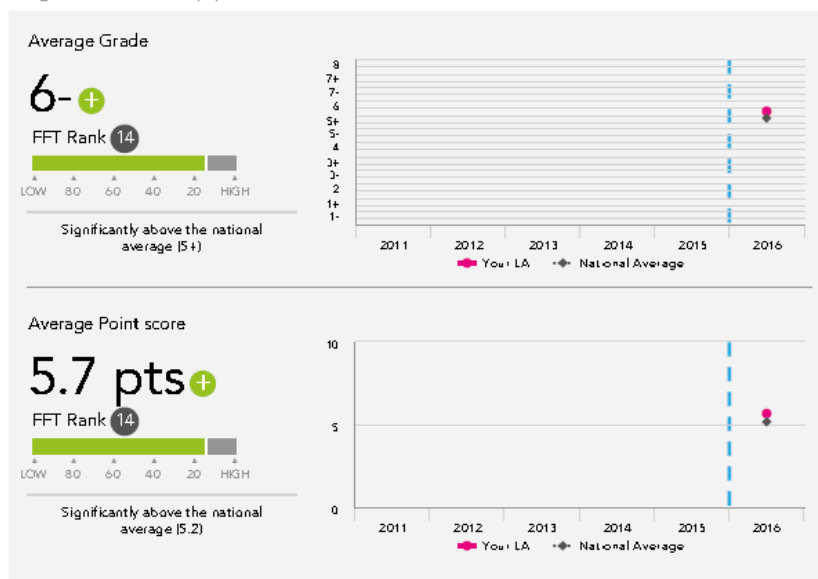
LA Grade distribution 2016 · actual results · 1118 pupils



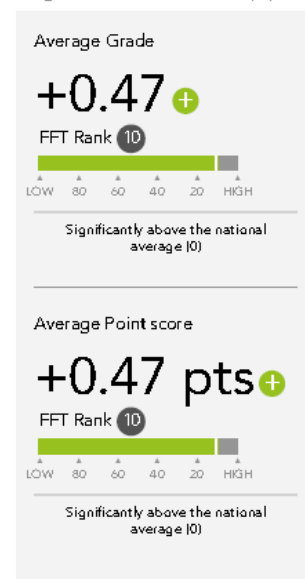
The percentage of pupils achieving Grades A*-C was significantly above the National Average (71.5%). In relation to attainment and progress the average grade and points score in Oldham was significantly above average for both measures.

Attainment & progress

LA KS4 Attainment 2016
Religious Studies · 1118 pupils



LA KS4 Progress 2016
Religious Studies · 1058 matched pupils



Value Added

The Fischer Family Trust provides data about Value Added (VA). The system of analysis allows the achievement of pupils to be compared with other pupils nationally taking into account gender and month of birth as starting points. In Oldham pupils achieved an average points score significantly above the average.


Compared with other pupils nationally the pupils in Oldham achieving A*-C in Religious Studies were significantly above average nationally in terms of value added.

OLDHAM GCSE 2016

Overview


LA KS4 Attainment 2016 - Actual results

Religious Studies · 1118 pupils



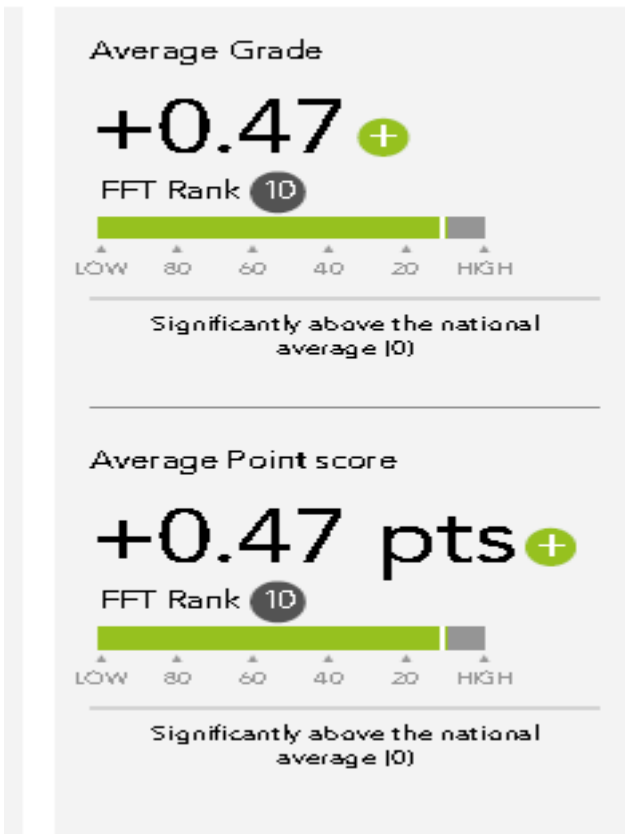
LA KS4 Progress 2016 - Value Added

Religious Studies · 1058 matched pupils



Shown as a bar chart below, pupil achievement for all Oldham schools at grades A*-C was placed in the top **10%** of all schools and significantly above average and the achievement of Oldham pupils achieving A*-A grades was significantly above the national average and in the top 10% of all pupils nationally.

LA **KS4 Progress 2016**
Religious Studies · 1058 matched pupils



Attainment and progress in Oldham

In Oldham in 2015 attainment A*-A had declined from 48% to 26% and similarly progress also declined compared to 2014

In **2016** the percentage of A*-A grades **improved** from 26% to 39% a **13% increase**

The performance of higher attainers in 2016 was significantly positive as shown in the table below, whilst those with low prior attainment did significantly better than expected.

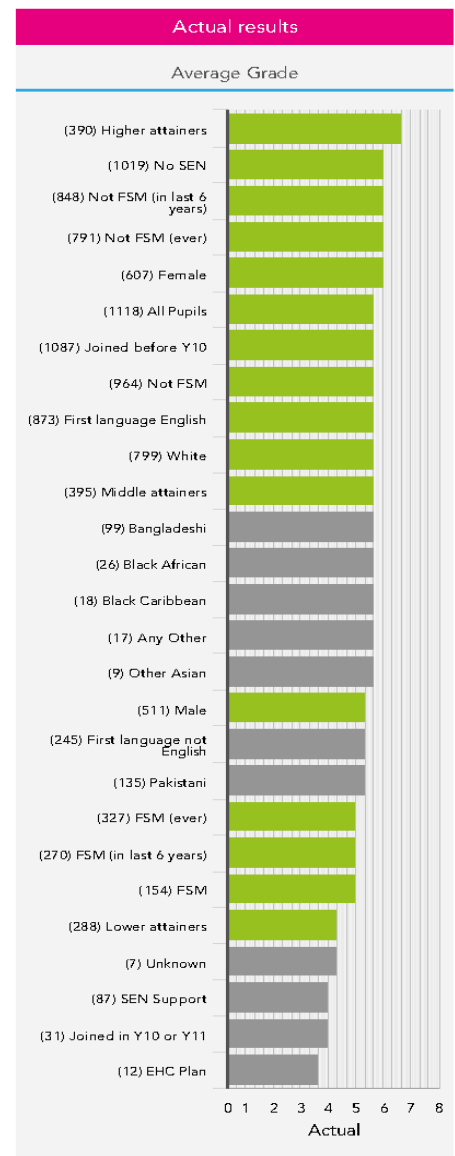
The attainment of boys was below that of girls although both groups performed significantly better than other pupils nationally.

Based on prior attainment, high attainers, middle and low attainers achieved significantly above the national average, pupils joining in Year 10 or Y11 did not make sufficient progress.

LA KS4 pupil groups performance 2016
Religious Studies

		Pupils	Actual results		Pupil progress	
			Average Grade	Average Point score	Average Grade	Average Point score
Summary	All Pupils	1118	6-+	5.7+	+0.47+	+0.47+
Gender	Male	511	5+	5.3+	+0.43+	+0.43+
	Female	607	6+	6.0+	+0.49+	+0.49+
Prior Attainment	Higher attainers	390	7-+	6.8+	+0.41+	+0.41+
	Middle attainers	395	6-+	5.7+	+0.46+	+0.46+
	Lower attainers	288	4+	4.3+	+0.55+	+0.55+
Pupil Premium	FSM (in last 6 years)	270	5+	4.9+	+0.30+	+0.30+
	Not FSM (in last 6 years)	848	6+	6.0+	+0.52+	+0.52+
FSM	FSM	154	5+	4.9+	+0.36+	+0.36+
	Not FSM	964	6-+	5.8+	+0.48+	+0.48+
FSM Ever	FSM (ever)	327	5+	4.9+	+0.26+	+0.26+
	Not FSM (ever)	791	6+	6.0+	+0.55+	+0.55+
SEN Group	SEN Support	87	4	3.9	+0.18	+0.18
	EHC Plan	12	4-	3.8	+0.15	+0.15
	No SEN	1019	6+	5.9+	+0.49+	+0.49+
EAL	First language not English	245	5+	5.4	+1.03+	+1.03+
	First language English	873	6-+	5.8+	+0.33+	+0.33+
Mobility	Joined in Y10 or Y11	31	4	4.0	-0.68-	-0.68-
	Joined before Y10	1087	6-+	5.8+	+0.49+	+0.49+
Ethnicity	White	799	6-+	5.8+	+0.32+	+0.32+
	Black Caribbean	18	6-	5.7	+0.78+	+0.78+
	Black African	26	6-	5.7	+1.53+	+1.53+
	Indian	4	6	6.0	+0.99	+0.99
	Pakistani	135	5+	5.3	+0.71+	+0.71+
	Bangladeshi	99	6-	5.5	+1.05+	+1.05+
	Other Asian	9	6-	5.6	+0.60	+0.60
	Chinese	4	7-	6.8	+1.16	+1.16
	Any Other	17	6-	5.5	+0.69	+0.69
	Unknown	7	4+	4.4	-1.31	-1.31

LA KS4 progress 2016
Religious Studies



Analysis of full GCSE 2016 Male and Female and performance of groups

The number of female candidates entered for the subject was 608 (630)⁴ and male candidates 511 (544)⁵

The percentage of females achieving A*-C grade was 81.4% (83%) which was significantly above the national average and the percentage of males achieving grade A*-C was 74.2% (68%) also significantly above the national average which was for 2016; Males- National 62.5% Females- National 76.8%

Attainment improved for boys and girls in 2016 compared to the previous year.

47 % of females achieved at the highest grade level (A*A) and 28.5% of males achieved at the highest grade (A*A) an improvement from the previous year.

Overall, both males and females made positive progress with girls' and boys' progress being significantly above average.

The progress made by males and females with middle or lower prior attainment was significantly positive.

All other vulnerable groups made expected progress, with White, Black Caribbean, Black African, Pakistani and Bangladeshi heritage making significantly better progress than expected.

Pupils receiving free school meals (FSM)⁶ demonstrated significantly better attainment and achievement, the outcome was similar for those children receiving support through the Pupil Premium⁷

Pupils joining in Year 10 or Y11 did not make expected progress, which was similarly highlighted in 2015.

⁴ 2015 figure in brackets

⁵ 2015 figure in brackets

⁶ Outcomes for attainment and achievement were significantly positive for those receiving free school meals in the last six years.

⁷ The pupil premium is additional funding for publicly funded schools in England to raise the attainment of disadvantaged pupils of all abilities and to close the gaps between them and their peers.

Performance of boys and girls GCSE 2016

Male

Subject: Religious Studies (4610) / Exam: GCSE Full Course (310)

Est. No.	Centre	NOR	NOE	*	A	B	C	D	E	F	G	U	X	A*-C	A*-G	Avg Pts
-	National (State Funded)	275246	116904	5.5	13.9	22.4	20.7	14.6	9.4	6.2	4.0	3.0	0.3	62.5	96.7	4.8
-	LA (State Funded)	1501	511	6.8	21.7	28.2	17.4	9.2	6.7	4.7	2.2	3.1		74.2	96.9	5.3
4608	Blessed John Henry Newman Roman Catholic College	119	106	5.7	7.5	28.3	22.6	13.2	9.4	3.8	5.7	3.8		64.2	96.2	4.8
4023	Failsworth School	147	13				46.2			30.8		23.1		46.2	76.9	2.9
4027	North Chadderton School	121	6	16.7		83.3								100.0	100.0	6.3
6905	Oasis Academy Oldham	115	5			60.0		20.0				20.0		60.0	80.0	4.4
4026	Saddleworth School	136	124	0.8	16.1	31.5	20.2	11.3	11.3	5.6	2.4	0.8		68.5	99.2	5.0
4600	The Blue Coat CofE School	100	99	17.2	39.4	24.2	5.1	4.0	3.0	3.0	1.0	3.0		85.9	97.0	6.2
4605	The Crompton House Church of England Academy	96	88	8.0	35.2	28.4	15.9	6.8	2.3	1.1	1.1	1.1		87.5	98.9	6.0
4011	The Hathershaw College	92	6		16.7	66.7	16.7							100.0	100.0	6.0
6906	The Oldham Academy North	72	16	6.3	12.5	18.8	31.3	6.3	18.8			6.3		68.8	93.8	4.9
4028	The Radcliffe School	163	20		40.0	35.0	15.0	5.0				5.0		90.0	95.0	5.9
6907	Waterhead Academy	120	27	7.4	7.4	14.8	22.2	18.5	7.4	18.5		3.7		51.9	96.3	4.4

Female

Subject: Religious Studies (4610) / Exam: GCSE Full Course (310)

Est. No.	Centre	NOR	NOE	*	A	B	C	D	E	F	G	Q	U	X	A%-C	A%-G	Avg Pts
-	National (State Funded)	264739	133118	12.6	21.8	24.8	17.6	10.5	5.9	3.4	1.9	<0.1	1.1	0.3	76.8	98.6	5.6
-	LA (State Funded)	1427	608	19.7	28.0	20.7	13.0	9.7	4.8	2.3	1.6			0.2	81.4	99.8	6.0
4608	Blessed John Henry Newman Roman Catholic College	121	114	22.8	11.4	21.1	18.4	12.3	6.1	4.4	2.6			0.9	73.7	99.1	5.6
4023	Failsworth School	142	19		15.8	5.3	10.5	15.8	21.1	15.8	15.8				31.6	100.0	3.7
4027	North Chadderton School	134	7		14.3	28.6	14.3	28.6			14.3				57.1	100.0	4.7
6905	Oasis Academy Oldham	99	6			33.3	16.7		50.0						50.0	100.0	4.3
4022	Royton and Crompton School	102	1						100.0							100.0	3.0
4026	Saddleworth School	128	125	11.2	24.8	28.8	15.2	10.4	5.6	4.0					80.0	100.0	5.8
4600	The Blue Coat CofE School	120	117	35.0	44.4	9.4	5.1	4.3	0.9		0.9				94.0	100.0	6.9
4605	The Crompton House Church of England Academy	106	103	27.2	37.9	16.5	11.7	4.9	1.9						93.2	100.0	6.7
4011	The Hathershaw College	121	18	5.6	38.9	16.7	11.1	16.7	5.6		5.6				72.2	100.0	5.6
6906	The Oldham Academy North	85	39	5.1	20.5	23.1	17.9	25.6	5.1	2.6					66.7	100.0	5.4
4028	The Radclyffe School	133	23	21.7	34.8	34.8	8.7								100.0	100.0	6.7
6907	Waterhead Academy	123	36	8.3	22.2	36.1	16.7	11.1	2.8		2.8				83.3	100.0	5.8

School results 2016 Attainment and achievement

LA KS4 higher and lower performing schools 2016 Religious Studies

	Higher performing	Lower performing
Overall attainment actual results	The Blue Coat CoE (216)  The Crompton House CoE Academy (191)  The Raddlyffe (43)  Saddleworth (249)	Failsworth (32)  Waterhead Academy (63) Blessed John Henry Newman RC College (219) The Oldham Academy North (55)
Overall achievement pupil progress	The Raddlyffe (39)  The Blue Coat CoE (206)  The Oldham Academy North (51)  The Crompton House CoE Academy (186)  Blessed John Henry Newman RC College (199) 	Failsworth (28)  Saddleworth (244)

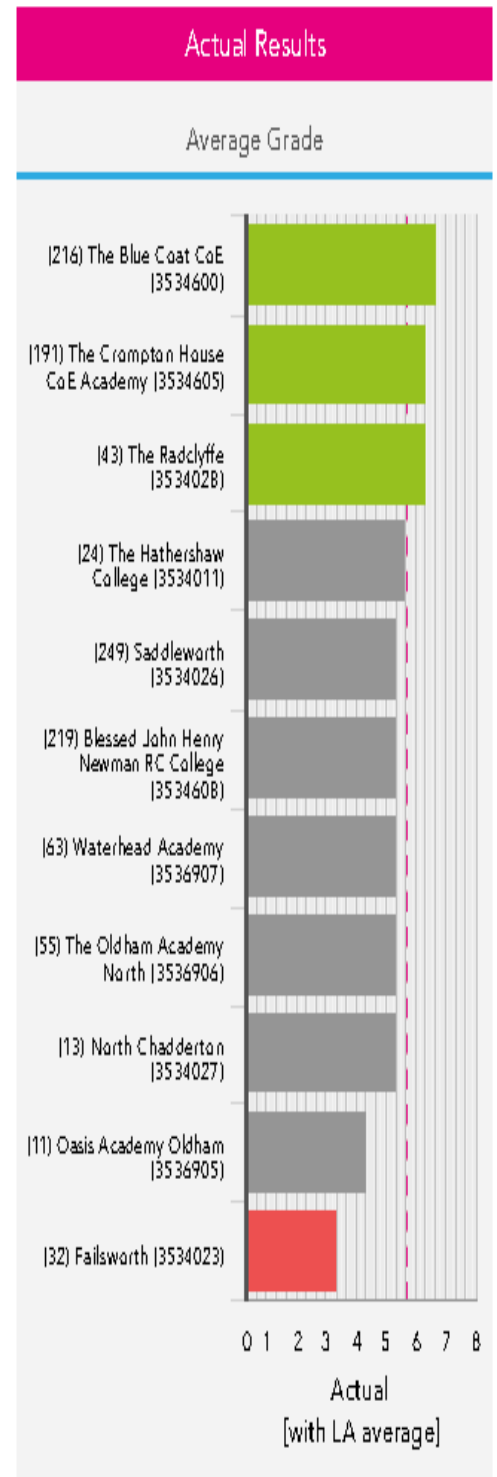
KS4 school performance summary 2016

Religious Studies

	Pupils	Actual results		Pupil progress	
		Average Grade	Average Point score	Average Grade	Average Point score
LA Oldham (353)	1118	6- ⁺	5.7 ⁺	+0.47 ⁺	+0.47 ⁺
Blessed John Henry Newman RC College (3534608)	219	5+	5.2	+0.41 ⁺	+0.41 ⁺
Failsworth (3534023)	32	3+ ⁻	3.4 ⁻	-1.44 ⁻	-1.44 ⁻
North Chadderton (3534027)	13	5+	5.5	+0.67	+0.67
Oasis Academy Oldham (3536905)	11	4+	4.4	+0.51	+0.51
Royton and Crompton (3534022)	1	3	3.0	-1.07	-1.07
Saddleworth (3534026)	249	5+	5.4	-0.06	-0.06
The Blue Coat CoE (3534600)	216	7- ⁺	6.6 ⁺	+1.08 ⁺	+1.08 ⁺
The Crompton House CoE Academy (3534605)	191	6+ ⁺	6.3 ⁺	+0.50 ⁺	+0.50 ⁺
The Hathershaw College (3534011)	24	6-	5.7	+1.11 ⁺	+1.11 ⁺
The Oldham Academy North (3536906)	55	5+	5.2	+0.88 ⁺	+0.88 ⁺
The Radclyffe (3534028)	43	6+ ⁺	6.3 ⁺	+1.52 ⁺	+1.52 ⁺
Waterhead Academy (3536907)	63	5+	5.2	+0.16	+0.16

KS4 Progress 2016

Religious Studies



LA KS4 performance summary Religious Studies

	Actual results			Pupil progress		
	2014	2015	2016	2014	2015	2016
Number of Pupils / % Matched	-	-	1,118	-	-	95%
Average Point score	-	-	5.7	-	-	+0.47
Average Point Score (pre 2016)	-	-	-	-	-	-
Average Grade	-	-	6-	-	-	+0.47
Average Grade (pre 2016)	-	-	-	-	-	-
% A*.A	-	-	39%	-	-	+12%
% A*.A (pre 2016)	-	-	-	-	-	-
% A*.C	-	-	78%	-	-	+8%
% A*.C (pre 2016)	-	-	-	-	-	-
% A*.G	-	-	99%	-	-	0%
% A*.G (pre 2016)	-	-	-	-	-	-

Short Course 2016

No short course entries on record

National data

The key outcomes for Religious Education in England and Wales at KS4 in 2016 are as follows:

- There were 284,057 entries for the full course in GCSE RS, a rise of 0.1% from 2015 (283,756)
- There were 71,299 entries for the short course in GCSE RS, a decline of 17.7% from 2015 (86,679)
- There were 355,356 entries for GCSE RS (combined short and full courses), a decline of 4.1% from 2015 (370,435)
- In 2014 there were 1,197 schools making no entries for any RS qualification: a rise from 268 in 2010. This echoes research by NATRE (published in January 2016) that found that 30% of community schools and 40% of academies without a religious character are still failing to meet their legal or contractual agreements to provide religious education for this key age group.
- 29.2% of entries for the full course in GCSE RS were awarded an A or an A*
- 19.2% of entries for the short course in GCSE RS were awarded an A or an A*

Nationally, there was a 3.1% reduction in the pupil cohort for 15-year-olds in September 2015 compared to the previous year.

FULL COURSE GCSE National data 1993-2016 - All schools

Religious Studies (National data)

	A*	A	B	C	D	E	F	G	U	A*-C	Avg Points	Entries
2016	10.6	19.0	23.5	18.5	11.9	7.2	4.5	2.7	1.9	71.5	5.3	284057
2015	10.8	19.0	23.6	18.8	11.9	7.2	4.4	2.6	1.7	72.2		283756
2014	10.9	19.3	23.0	18.3	11.8	7.4	4.5	2.8	2.0	71.5		269494
2013	11.2	19.7	22.8	18.7	11.8	7.0	4.4	2.7	1.7	72.4		263988
2012	11.8	20.3	22.9	18.7	11.4	6.8	4.2	2.4	1.5	73.7		239123
2011	11.7	20.2	22.7	18.7	11.4	6.9	4.3	2.5	1.6	73.3		221974
2010	12.0	20.1	22.6	18.4	11.5	7.1	4.5	2.4	1.4	73.1		188704
2009	12.6	20.1	22.3	18.4	11.6	7.0	4.3	2.3	1.4	73.4		182288
2008	13.2	19.4	21.8	18.1	11.7	7.3	4.5	2.5	1.5	72.5		179139
2007	12.3	19.2	21.4	18.6	11.8	7.5	4.8	2.6	1.8	71.5		171123
2006	11.2	19.3	21.3	18.8	12.2	7.8	4.7	2.8	1.9	70.6		159681
2005	10.5	18.8	20.8	18.5	12.5	8.3	5.4	3.1	2.1	68.6		147516
2004	9.4	17.9	20.3	18.2	13.1	9.0	6.1	3.5	2.5	65.8		141037
2003	9.1	16.4	19.5	18.8	13.2	9.3	6.3	3.9	3.5	63.8		132304
2002	8.5	14.6	19.5	19.1	13.0	10.0	7.2	4.4	3.7	61.7		122637
2001	8.0	13.7	18.5	19.4	13.5	10.7	7.6	4.8	3.8	59.6		119550
2000	7.5	13.5	18.4	19.5	13.9	10.7	7.7	4.8	4.0	58.9		116234
1999	6.6	13.1	18.2	20.3	14.3	11.0	8.0	4.9	3.6	58.2		115679
1998	5.5	12.6	18.5	19.9	14.2	11.3	8.5	5.4	4.1	56.5		113381
1997	4.9	12.0	18.7	21.0	15.0	11.7	8.5	5.2	2.8	56.7		118545
1996	4.4	12.0	18.8	20.7	14.7	12.1	8.9	5.3	3.1	55.9		116549
1995	3.5	12.2	19.6	21.4	14.6	12.3	8.7	5.1	2.6	56.7		110373
1994	2.9	12.0	19.8	22.1	14.2	12.1	8.9	5.5	2.5	56.8		102544
1993	&	13.7	19.1	22.2	14.8	12.5	8.9	5.6	3.2	55.0		98549

& No A* Grade awarded

Trends over time OLDHAM Full GCSE

GCSE FULL COURSE	% A*-C Oldham	Annual change	% A*-C National	Variance Oldham /National	Entry
2008	73.2		72.5	+0.7	895
2009	76.7	3.5	73.4	+2.7	952
2010	73.1	-3.6	73.1	0.0	990
2011	70.8	-2.3	73.3	-2.5	872
2012	72	1.2	73.7	-1.7	987
2013	76.1	4.1	72.4	+3.7	1020
2014	81.9	5.8	70.7	+11.2	981
2015	76	-5.9	71	+5	1174
2016	78.1	+2.1	71.5	+6.6	1119

Short Course GCSE Trends over time

GCSE SHORT COURSE	% A*-C Oldham	Annual change	% A*-C National	Variance Oldham /National	Entry
2008	45		51.4	-6.4	1348
2009	34.3	-10.7	52.5	-18.2	1031
2010	49.7	15.4	52.3	-2.6	912
2011	53.7	4.0	50.6	3.1	660
2012	42.4	-11.3	50.3	-7.9	766
2013	41.7	-0.7			791
2014	38.3	-3.4	53.1	-14.8	436
2015	No data	No data	No data	No data	No data
2016	No data	No data	No data	No data	No data

Commentary from the National Association of Teachers of RE (NATRE) 2016

The number of pupils in England and Wales taking the GCSE Religious Studies full course **is at its highest since 2002**. There were 284,057 entries, up 0.1% on figures for 2015. This increase is particularly impressive given an overall fall in full course GCSE entries across all subjects of 0.5%. This shows that the full course in Religious Studies is bucking the trend.

The increase in entries for Religious Studies has been achieved despite the subject having been excluded from the EBacc⁸ performance measure. This means that the increase in entries has been due to the popularity of the subject with pupils and the desirability of the qualification, rather than as the response to incentives created by government policy.

However, there has been a drop in the number of entries for the short course GCSE in Religious Studies. There were 22.9% fewer entries in England for the short course GCSE in RS than there were in 2015. This represents a continuation of a steep decline in entries for the short course, down from 254,698 in 2010 to just 53,093 in 2016. This drop is due to Department for Education performance tables, which no longer taking account of results in short courses. The short course is delivered at GCSE standard but covers half the content of a full course and is therefore worth half a GCSE. Changes in entries for short courses have a disproportionately significant impact on RS than on other subjects: almost two thirds of all short course GCSEs taken in England and Wales are in Religious Studies.

The impact of the exclusion of short course GCSEs from performance tables in England can be seen by the stark contrast with figures for Wales where performance tables are calculated according to a different formula. In Wales there were 18,206 entries for the GCSE short course this year, up 2.3% on last year and only slightly down on the 19,683 entries in 2010.

The decline in entries for the short course GCSE in Religious Studies means that despite the positive news of increasing numbers of pupils taking the full course GCSE, there are now more than 100,000 fewer pupils in England taking a GCSE (either full or short) in Religious Studies than there were in 2010. This represents a decline of 23.6% over six years. The Religious Education Council of England and Wales (REC) and the National Association of Teachers of RE (NATRE) are concerned that there appears to have been such an increase in pupils who are not being given the opportunity to study Religious Education 14-16. The findings of the RE for Real report (2015) showed that young people think that learning about religion and belief is becoming increasingly relevant, and yet a growing number of schools seem to be failing in their duty to provide this entitlement to their students.

It has been encouraging to hear that OFSTED intends to pay closer attention to whether schools are meeting their requirements to teach Religious Education.

⁸ The English Baccalaureate (EBacc) is a school performance measure. It allows people to see how many pupils get a grade C or above in the core academic subjects at key stage 4 in any government-funded school.

GCE Advanced Level 2015

Nationally, there was an increase in A level entry which are up by 6.8% this year compared with 2015.

GCE A Level 2016 All entries

Subject: Religious Studies (4610) / Exam: GCE A level (111)

Est. No.	School/College	NDE	*	A	B	C	D	E	U	X	A*-A	A*-B	A*-E	Avg Pts
-	National (all entries)	22079	5.6	18.5	30.3	25.5	13.7	5.0	1.4	<0.1	24.1	54.4	98.5	35.6
-	LA (State-funded Schools/Colleges)	66	4.5	7.6	33.3	28.8	18.2	4.5	3.0		12.1	45.5	97.0	32.6
4600	The Blue Coat CofE School	27	3.7	11.1	37.0	37.0	11.1				14.8	51.9	100.0	35.9
4605	The Crompton House Church of England Academy	8	12.5		37.5	37.5			12.5		12.5	50.0	87.5	33.8

GCE A Level 2016 Male

Subject: Religious Studies (4610) / Exam: GCE A level (111)

Est. No.	School/College	NOE	*	A	B	C	D	E	U	X	A*-A	A*-B	A*-E	Avg Pts
-	LA (State-funded Schools/Colleges)	18	11.1	11.1	22.2	27.8	16.7	11.1			22.2	44.4	100.0	33.9
4600	The Blue Coat CofE School	8		25.0	25.0	50.0					25.0	50.0	100.0	37.5
4605	The Crompton House Church of England Academy	2	50.0		50.0						50.0	100.0	100.0	50.0

GCE A Level 2016 Female

Subject: Religious Studies (4610) / Exam: GCE A level (111)

Est. No.	School/College	NOE	*	A	B	C	D	E	U	X	A*-A	A*-B	A*-E	Avg Pts
-	LA (State-funded Schools/Colleges)	48	2.1	6.3	37.5	29.2	18.8	2.1	4.2		8.3	45.8	95.8	32.1
4600	The Blue Coat CofE School	19	5.3	5.3	42.1	31.6	15.8				10.5	52.6	100.0	35.3
4605	The Crompton House Church of England Academy	6			33.3	50.0			16.7			33.3	83.3	28.3

There were 66 entries in Oldham at GCE Advanced Level, 35 students of the total entry were located in state funded schools in 2016.

There were 25 females and 10 males who sat examinations in 2016 in Oldham school.

In Oldham 12.1% of students achieved A* or A grade and 45.5% achieved A* to B grades.

School	% A*-E	Average Points Score
The Blue Coat C of E School	100	35.9
The Crompton House Church of England Academy	87.5	33.8

The FFT Aspire analysis for GCE A Level is not available.