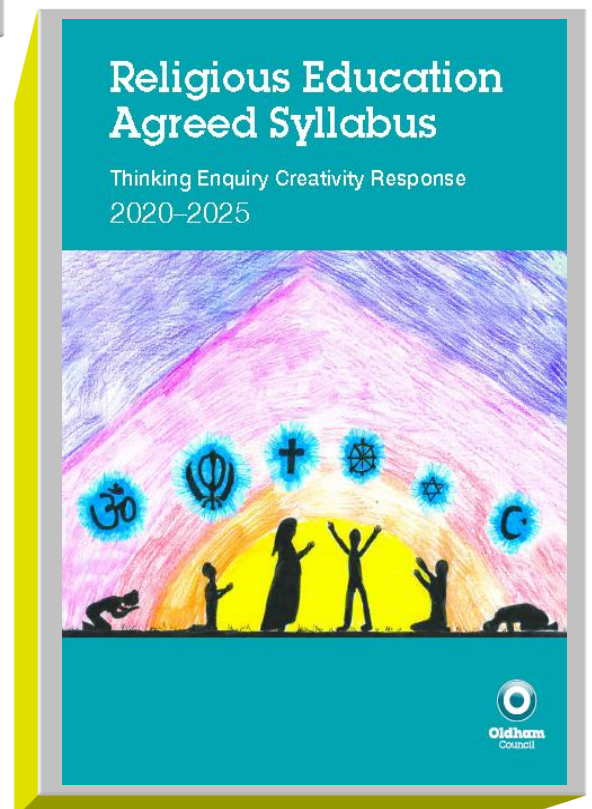



Oldham
Council

SACRE REPORT 2018-2019



Contents

Page 3	Introduction
Page 5	Review of the year 2018-2019
Page 8	Officers
Page 8	Support for Standards
Page 10	Membership
Appendix	
Page 13	GCE and GCSE data for 2018

Introduction

The members of SACRE welcomed the significant support received, particularly from the local authority. During the year officers were engaged with SACRE as the development of a new Agreed Syllabus was a major priority in the work of SACRE. The frequency of meetings to plan and prepare and identify appropriate resources put a positive spotlight on the work of SACRE within the borough as well as the other partners which make SACRE flourish.

The establishment of an Agreed Syllabus Writing Group (ASC) gave major impetus to the review of the previous syllabus and reworking of the new agreed syllabus. The local authority was judicious in identifying tailor made consultancy to work with professionals from a range of Oldham schools drawn from all phases of the schools and academies sector as well aligning the professional development opportunities this gave practitioners as well as bolstering the aims of the Oldham Education Partnership.

The continuing support for Primary and Secondary Teacher networks for Religious Education enriched the consultation process for members of the Agreed Syllabus Writing Group but also enabled a range of other activities including support for NQTs and sharing best practice to benefit the wider group of RE practitioners.

SACRE continued to work to its 2-year development plan 2018-2020 which was monitored by the RE consultant and initially by the Challenge and Intervention Officer (Mrs S Miles) and latterly the Education Improvement Manager (Ms C Cheetham)

SACRE would like to record their thanks to the officers who support SACRE Mrs Carol Hyde (Clerk to SACRE) and Mr Peter Hawkins (Learning Support Officer)

SACRE

External links

National Association of SACREs (NASACRE)

RE Today (online)

The Association of RE Inspectors, Advisers and Consultants

The Diocese of Manchester

AQA

The School Performance Team Oldham

The Oldham Inter Faith Forum

Review of year 2017-2018

Oldham SACRE continued its policy of rotating meetings between civic, religious and educational establishments.

Three meetings took place:

Winter Term 2018

Date: 20 November 2018

Location: Macedonia United Reformed Church Failsworth M35 9QG

Spring Term 2019

Date: 28 March 2019

Location: Christ Church Primary School Denshaw OL3 5RY

Summer Term 2019

Date: 24 June 2019

Location: Oldham Civic Centre OL1 1UT



Items on the agenda included:

GCE and GCSE data 2018

OFSTED update and letter from Amanda Spellman

Calendar of meetings for the Agreed Syllabus Conference

Timeline for the Agreed Syllabus 2020-2025

Constitution of Oldham SACRE



Report on the SACRE Conference for RE practitioners October 2018

Festival of Light Oldham

Holocaust Memorial Day January 2019

Oldham Learning Festival 2019

- Election of new chair of SACRE and vice chair
- The work of the Oldham Primary School network
- The work of the Oldham Secondary School network
- The use of children's artwork in the new Agreed Syllabus for RE
- Planning for the launch of the new Agreed Syllabus for RE
- Citizen Aid and global accreditation for Primary Schools
- Process of achieving a determination and the relevant documents
- Use of the Council web site for SACRE documents
- School Visits to places of worship
- Supporting NQTs and professional development in RE for practitioners
- The work of Christ Church School Denshaw
- The work of the Northern Teaching Alliance



Professional development

The primary and secondary networks met regularly, and feedback was used to plan for an Autumn Conference in October 2018 for all practitioners in RE in Oldham. The theme was RE for every child: entitlement and quality The Conference evaluation is summarised below. A more detailed evaluation sheet was completed and shared with SACRE in November 2018







Oldham
Council

SACRE Conference Feedback 2018

(Completion of this form will help us to improve future conferences and training events)

Conference Title:	<i>RE for every child: entitlement and quality</i>		
Presenter:	Venue:	Date:	Time:
Lat Blaylock	Civic Centre	23 October 2018	8.30am - 4pm

Overall, how would you rate the following:	Poor 	Satisfactory 	Good 	Very Good 
Delivery of the whole conference			13	23
Keynote 1 - Lat Blaylock			3	37
Primary Workshop		4	11	22
Secondary Workshop		1	5	9
The Oldham Agreed Syllabus renewal and progress		3	22	15
Keynote 2 – Lat Blaylock			6	26

Hospitality - How would you rate the following: (please tick)	Poor 	Satisfactory 	Good 	Very Good 
Venue			19	18
Refreshments	1	3	18	15
Timings		4	20	11
Agenda		1	18	17

Thanks

Thank you to Mrs Sheila Miles as link Officer who left the local authority in January 2019.

Officers 2018-2019

Chair of SACRE: Rev Canon Jean Hurlston

Vice Chair of SACRE: Mr Peter Butler

Clerk to SACRE: Mrs Carol Hyde

Business Support Officer: Mr Peter Hawkins

Oldham Council: Mrs Sheila Miles (until December 2018)

Ms Clare Cheetham (from January 2019)

Support for maintaining standards

Oldham Council has worked with SACRE to maintain the service level agreement from December 2018 ensuring consultant support locally for schools and practitioners as well as SACRE. SACRE supported the work of lead practitioners and a new development in secondary was the Northern Teaching Alliance part of the Cranmer Trust with a specialist lead in education for secondary, Ms K O'Connell. Working with Manchester Diocese Mrs S Callaghan and Mrs M Butt maintained the provision for inducting Newly Qualified Teachers in the primary sector. The SACRE development plan included planned expenditure to support network leads in RE.

Professional development

Network meetings for primary and secondary colleagues took place throughout the year.

Complaints

No complaints were received by SACRE in relation to religious education or collective worship.


Determinations

No requests for determinations were requested for the year 2017-2018.

No request for a renewal was received in that same period.

Finance

The SACRE budget provisioned by Oldham Council covers running costs, hiring of venues, refreshments etc. And supports the annual conference for RE practitioners, school leaders and governors. The funding for the Agreed Syllabus was also put in place in the 2018 SACRE development Plan.



Oldham SACRE membership 2018-2019

Committee A

Mr Peter Butler	Free Church
Rev Sheila Coop	Free Church
Mr Ian Whitehead	Free Church
Major A Allen	Salvation Army
Mrs Krishna Sisodia	Hindu
Rabbi Daniel Walker	Jewish
Mr Nasim Ashraf	Muslim
Mr B Brown	Muslim
Rev H Sutcliffe	Oldham Inter Faith Forum
Vacancy	Roman Catholic

Committee B

Mr Graham McGuffie	Church of England
Rev Paul Monk	Church of England
Rev Janet Pitman	Church of England

Committee C

Miss Jacqueline Beattie	NUT
Mrs Mary Butt	ATL
Mrs S Callaghan	Primary Headteachers and Subject Lead
Ms K O'Connell	Secondary SLE and subject lead

Committee D

Councillor V Price

Oldham Council

Councillor C Gloster

Oldham Council

Mrs S Miles

Oldham Council (until December 2018)

Ms C Cheetham

Oldham Council

Appendix

GCSE Full and GCSE Short Course in Religious Education August 2018

Oldham Standing Advisory Council on Religious Education

GCE and GCSE Results 2018

Religious Studies Oldham



Change in GCSE grading system

From 2018, new reformed GCSEs are graded using a 9 to 1 scale.

Equivalence to former A*-G Grades is shown below

9-7 A*-A,

9-4 A*-C,

9-1 A*-G

For more on anchor points,

[https://assets.publishing.service.gov.uk/government/uploads/system/uploads/attachment_data/file/706496/GCSE_Factsheet_employerFEHE_May_2018 .pdf](https://assets.publishing.service.gov.uk/government/uploads/system/uploads/attachment_data/file/706496/GCSE_Factsheet_employerFEHE_May_2018.pdf)

GCSE Religious Studies entries – England and Wales (2008-2018)

	2008	2009	2010	2011	2012	2013	2014	2015	2016	2017 ¹	2018	% change 2008 to 2018	% change 2017 to 2018
Full Course	166,628	170,303	176,867	209,479	226,782	251,063	269,494	283,756	284,057	269,839	241,749	45.1%	-10.4%
Short Course	289,065	282,168	274,381	252,316	230,451	169,088	118,481	86,679	71,299	53,071	34,087	-88.2%	-35.8%
Combined	455,693	452,471	451,248	461,795	457,233	420,151	387,975	370,435	355,356	322,910	275,836	-39.5%	-14.6%

The key outcomes for Religious Education in England and Wales at KS4 in 2018 are as follows:

- There were 241,749 entries for the full course in GCSE Religious Studies, a fall of 10.4% from 2017 (269,839)
- There were 34,087 entries for the short course in GCSE Religious Studies, a decline of 35.8% from 2017 (53,071)
- There were 275,836 entries for GCSE Religious Studies (combined short and full courses), a decline of 14.6% from 2017 (322,910).
- Entries for GCSE Religious Studies (combined short and full courses) peaked in 2011 at 461,795.
- The figures show a decline in entries of 40.3% in seven years with 186,000 fewer pupils achieving a qualification in Religious Studies at the end of KS4.
- 7% of entries for the full course in GCSE Religious Studies were awarded at least an A or a 7
- 7% of entries for the short course in GCSE Religious Studies were awarded an A or an A*

Summary Oldham

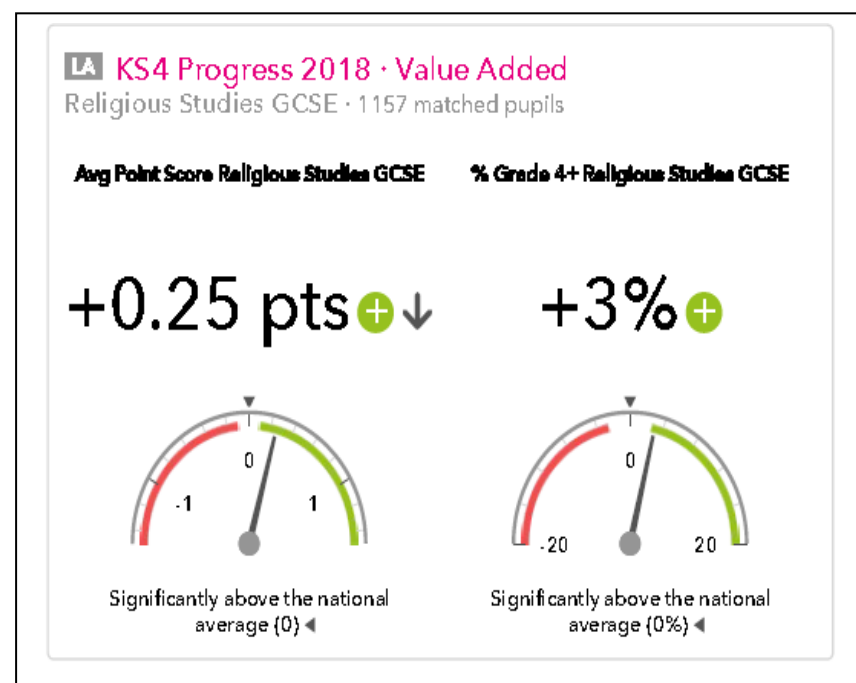
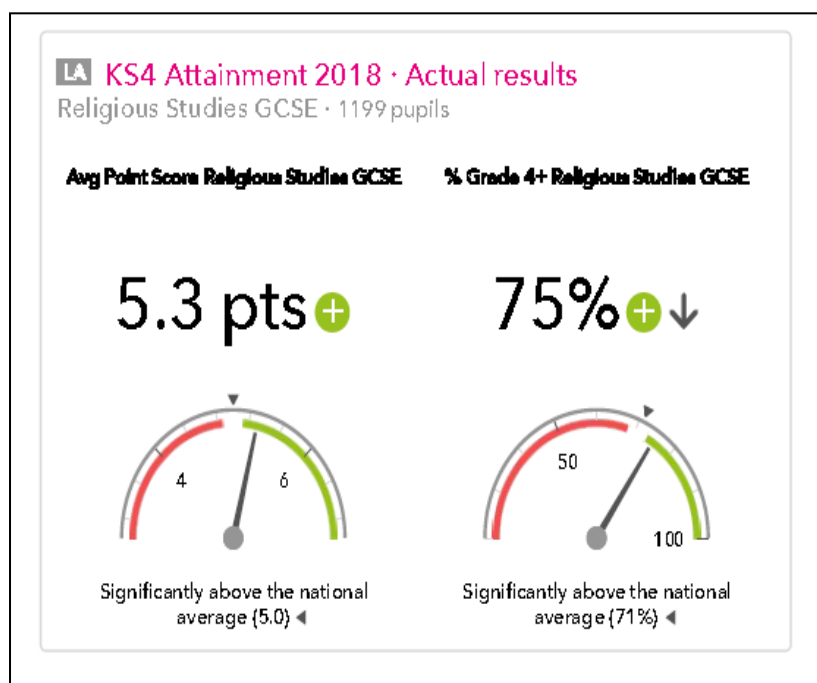
In 2018 1199 pupils completed a full course in GCSE Religious Studies which is level with the figure in 2017 and higher than the 2016 entry of 1119.

The percentage of pupils achieving Grade 4 and above **declined** from to 81% 2017 to 75% in 2018

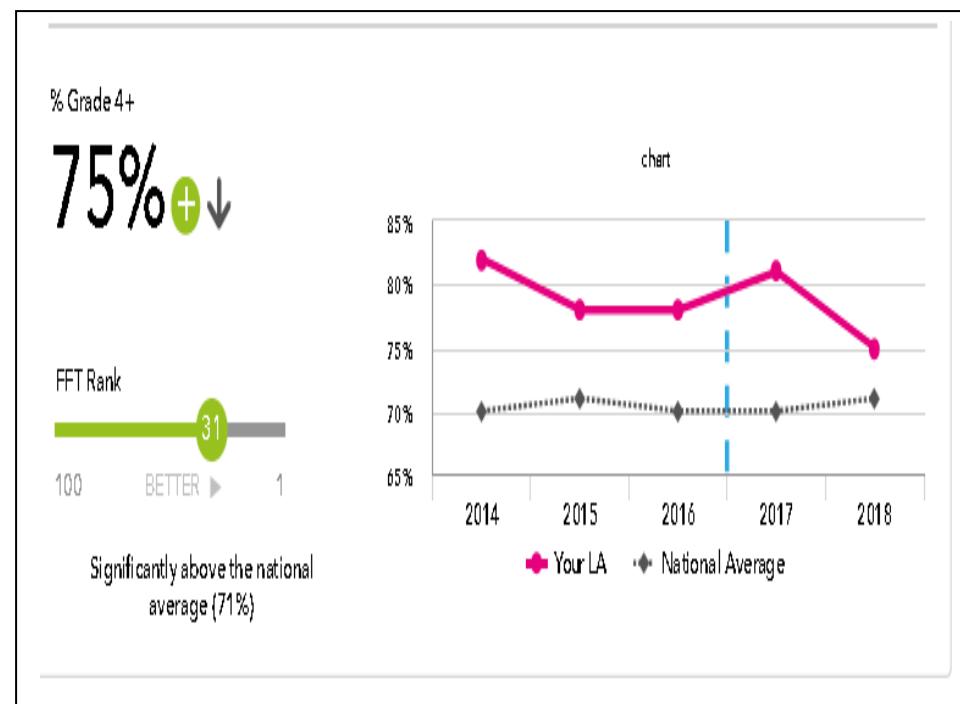
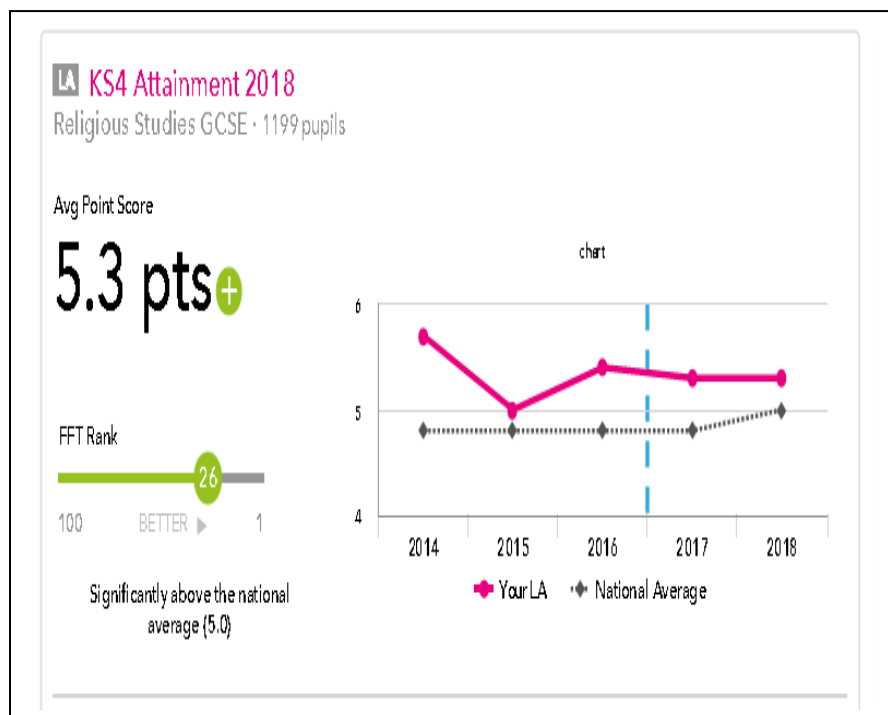
The overall Grade 4 and above percentage (9-4) in Oldham at full GCSE was 3.1% **above** the national average (71.9%) down from the previous high of 11% in 2017

The percentage of pupils achieving **Grade 4** and above 75% was significantly **above** the national average (71.9%).

In relation to attainment and progress the average grade and points score in Oldham was significantly above the national average for both measures.




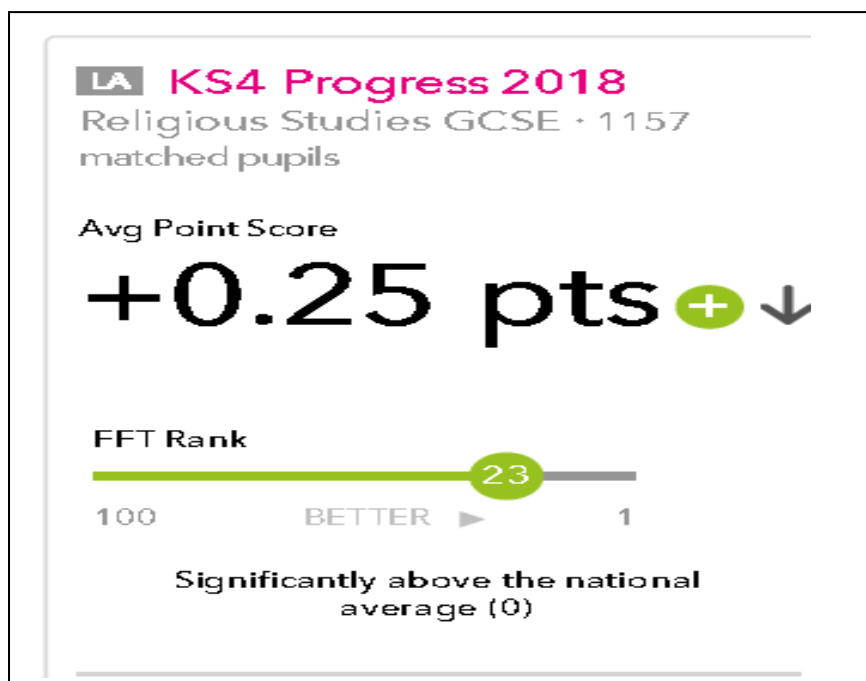
Attainment Oldham versus national



The overall points score was significantly above the national average (5.0)

Value Added The Fischer Family Trust provides data about Value Added ¹ (VA). The system of analysis allows the achievement of pupils to be compared with other pupils nationally taking into account gender and month of birth as starting points. In Oldham pupils achieved an average points score significantly above the average of all pupils nationally.

Compared with other pupils nationally the Oldham pupils achieving Grade 4 and above in Religious Education were significantly above average nationally in terms of value added²



¹ Value-added measures are those that attempt to indicate the educational value that the school adds over and above that which could be predicted given the backgrounds and prior attainments of the students within the school.

² By combining a comparison with the national mean for attainment and a comparison with the national mean for VA for a cohort of pupils, a two-dimensional picture of the performance emerges which provides deeper insights

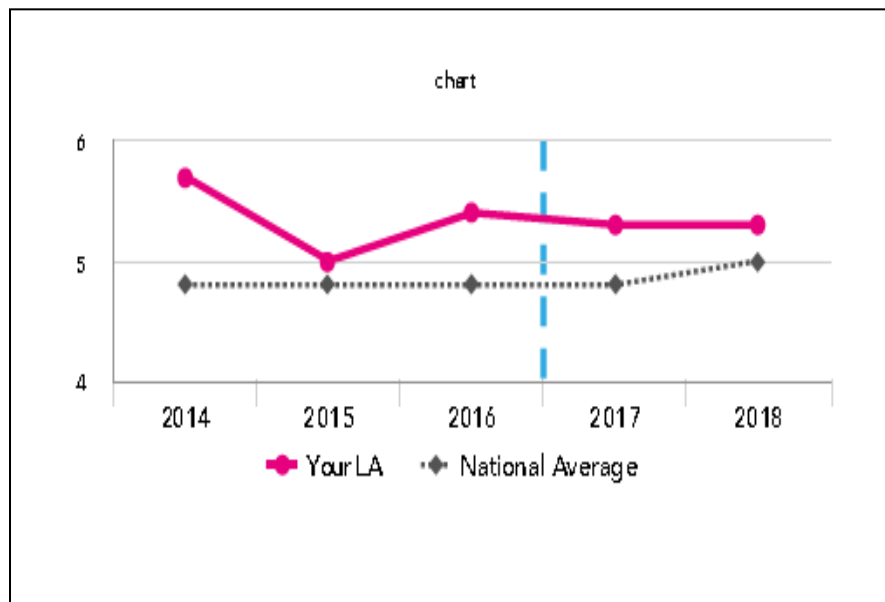
The position of Oldham in terms of national ranking (progress) has declined from placing Oldham in the top 10% of schools nationally in 2017 to the top 23% of all schools nationally in terms of progress in 2018 and similarly a decline placing Oldham in the top 28% of schools nationally from being placed in the top 11% nationally in 2017

The chart below shows the summary of performance overall for Oldham in Religious Studies over the period 2016-2018

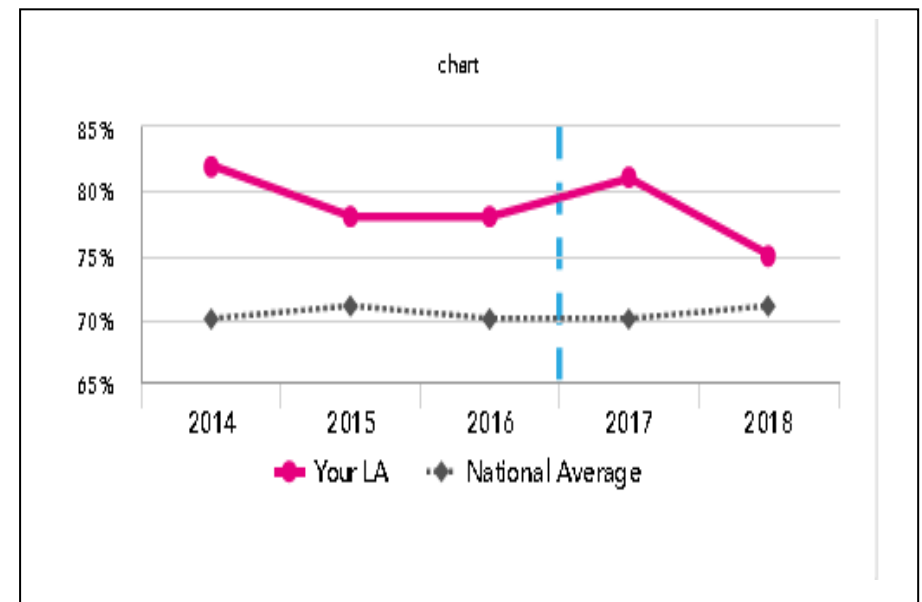
LA **KS4 performance summary** Religious Studies GCSE

	Actual results			Pupil progress		
	2016	2017	2018	2016	2017	2018
Number of Pupils / % Matched	1,115	1,198	1,199	96%	96%	96%
Avg Point Score	5.4	5.3	5.3	+0.56	+0.51	+0.25
% Grade 4+	78%	81%	75%	+4%	+5%	+3%
% Grade 5+	63%	63%	63%	+8%	+9%	+3%
% Grade 7+	39%	35%	34%	+12%	+8%	+6%
% Grade 1+	99%	99%	99%	-1%	-1%	-1%

Oldham against national 2018 Attainment



Oldham against national 2018 Progress



In terms of attainment the graph shows a slight decline in terms of **attainment** from 2016 although there were more entries in 2018. In terms of progress there was a **sharp decline** from the previous position in 2017. Attainment for Pakistani pupils significantly declined in 2018. Progress was positive in terms of attainment for all pupils with females outperforming males by a margin of +0.10 points score (Males 66% Grades 9-4, Females 82% Grades 9-4)

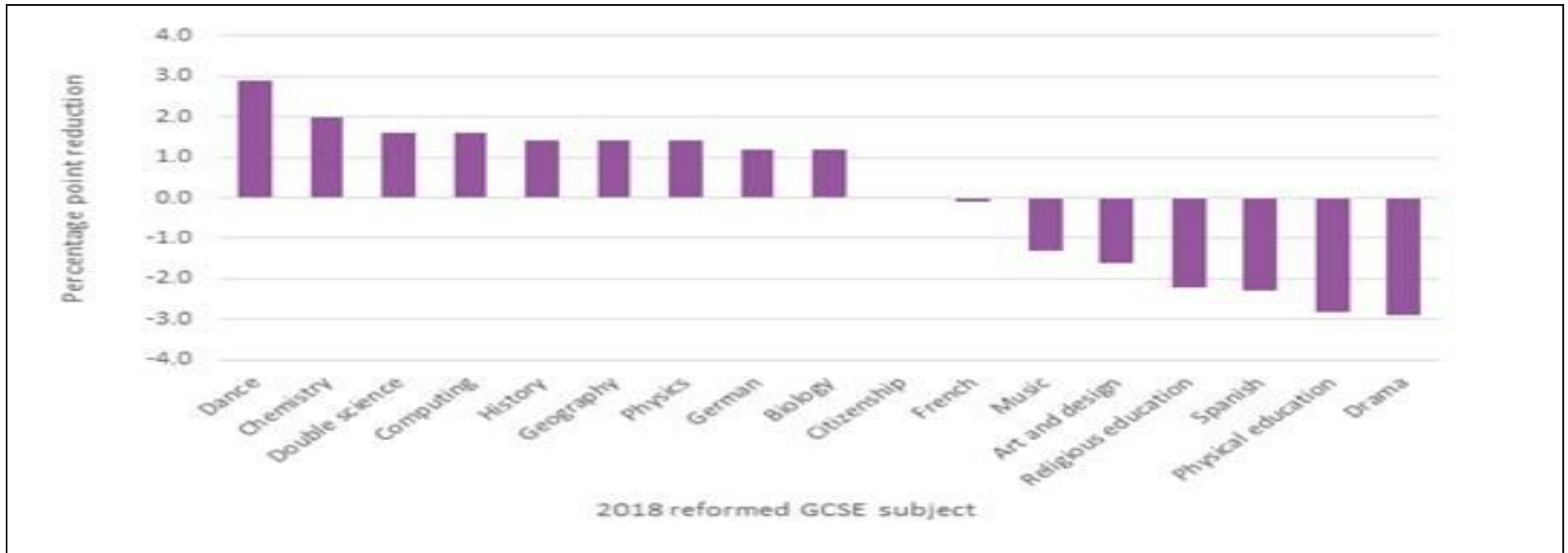
Whilst the following pupil groups made significantly positive progress, Females, Bangladeshi, First language not English, Pakistani, non-FSM, Autumn, Spring and Summer Term births, Black Caribbean, non-SEN, joiners before year 10, Higher Attainers, Males, Lower attainers, pupils joining year 10 or 11 did not make expected progress and pupils with EHC plans were recorded as below national progress but not significantly below.

LA KS4 higher and lower performing schools 2018 Religious Studies GCSE		
	Higher performing	Lower performing
Overall attainment <small>actual results</small>	The Blue Coat CoE (211) + The Hathershaw College (30) The Crompton House CoE Academy (188) + The Radclyffe (42) Blessed John Henry Newman RC College (262)	Waterhead Academy (47) Saddleworth School (245) - ↓ Oasis Academy Oldham (63)
Overall achievement <small>pupil progress</small>	The Blue Coat CoE (207) + The Hathershaw College (30) + The Oldham Academy North (77) + The Radclyffe (42) + Blessed John Henry Newman RC College (247) +	Saddleworth School (238) - ↓ The Crompton House CoE Academy (185) ↓ Oasis Academy Oldham (56) Waterhead Academy (46)

Nationally

The gender gap for the subjects that were reformed subjects including Religious Education first examined in 2018 shows that girls continued to outperform boys in almost all the subjects in 2018, the exception being Physics which boys now have a slight advantage in. However, the gender gap overall reduced by 0.9 of a percentage points to 8.0 per cent in 2018 across these subjects. Interestingly, the gap has not closed across all subjects though; it has for all of the sciences, computing and humanities, but has **widened** in other subjects like music, drama, PE and **religious education**.

Figure 2: Percentage point reduction in the gender gap by 2018 reformed GCSE subject



Note - a positive difference equals a reduction in the gender gap

The statistical breakdown for Oldham schools entering pupils for GCSE Religious Studies in 2018 is shown below.

Please note: **Average Grade** has been replaced with **Average Points Score (APS)**

In terms of **attainment**, both boys and girls were significantly above the national average and middle attainers were attaining significantly better than their counterparts nationally. The figure for high middle and low attainers was below the outturns for 2017

In terms of the vulnerable groups, EHC³ pupils had an average point score (2.2) which was below next lowest vulnerable group (SEN support) 3.9 and the difference was 1.7 pts.


In terms of **progress**, the majority of groups including vulnerable groups achieved above the national average the exception being pupils with an EHC plan and pupils being SEN support, pupils with and who joined school in Years 10 & 11.

³ **EHC** An EHC plan is the document which replaces Statements of SEN and Learning Difficulties Assessments for children and young people with special educational needs, it sets out what legally must be included as a minimum in any **Education, Health and Care Plan** (“EHC plan”) issued by a Local Authority.

Pupil groups

LA KS4 pupil groups performance 2018 Religious Studies GCSE

			Actual results		Pupil progress	
		Pupils	Avg Point Score	% Grade 4+	Avg Point Score	% Grade 4+
Summary	All Pupils	1199	5.3 ↑	75% ↑ ↓	+0.25 ↑ ↓	+3% ↑
Gender	Male	541	4.8 ↑	66% ↓	+0.19 ↑ ↓	+2%
	Female	658	5.8 ↑	82% ↑	+0.29 ↑ ↓	+4% ↑
OFSTED Attainment	Higher attainers	548	6.4 ↑	98% ↓	+0.26 ↑	+0%
	Middle attainers	521	4.6 ↑	68% ↑ ↓	+0.25 ↑ ↓	+6% ↑
	Lower attainers	89	3.1 ↑	34% ↓	+0.12	+3%
Pupil Premium	FSM (in last 6 years)	285	4.5	64% ↓	+0.03 ↓	+3%
	Not FSM (in last 6 years)	912	5.6 ↑	79% ↑ ↓	+0.31 ↑ ↓	+3% ↑
FSM	FSM	137	4.5 ↑	63% ↓	+0.08	+2%
	Not FSM	1060	5.4 ↑	76% ↑ ↓	+0.27 ↑ ↓	+3% ↑
FSM Ever	FSM (ever)	366	4.5	64% ↓	+0.02 ↓	+2%
	Not FSM (ever)	831	5.7 ↑	79% ↑ ↓	+0.34 ↑ ↓	+3% ↑
Term of Birth	Autumn Term	412	5.5 ↑	77% ↑ ↓	+0.34 ↑	+4% ↑
	Spring Term	406	5.2	74% ↓	+0.18 ↑ ↓	+3%
	Summer Term	381	5.2 ↑	72% ↓	+0.22 ↑ ↓	+1%
SEN Group	SEN Support	66	3.9	50%	-0.09	-3%
	EHC Plan	13	2.2	15%	-0.91	-18%
	No SEN	1120	5.4 ↑	77% ↑ ↓	+0.28 ↑ ↓	+4% ↑
ML	First language not English	272	5.2	73%	+0.39 ↑	+13% ↑
	First language English	927	5.3 ↑	75% ↑ ↓	+0.10 ↓	+0%
Mobility	Joined in Y10 or Y11	33	3.9	52%	-0.66 ↓	-12%
	Joined before Y10	1166	5.3 ↑	75% ↑ ↓	+0.27 ↑ ↓	+3% ↑
Ethnicity	White	832	5.3 ↑	74% ↑ ↓	+0.06 ↓	-1%
	Black Caribbean	21	4.8	76%	+0.29	+13%
	Black African	32	5.7	79%	+0.72	+9%
	Indian	4	7.5	100%	+2.39	+25%
	Pakistani	136	5.1	68% ↓	+0.62 ↑	+8%
	Bangladesh	120	5.4	80%	+1.02 ↑	+19% ↑
	Other Asian	18	5.2	67%	+0.40	+1%
	Chinese	4	6.5	75%	+0.32	-16%
	Any Other	12	5.4	92%	+0.96	+26%
	Unknown	20	5.1	75%	-0.43	-2%



Schools

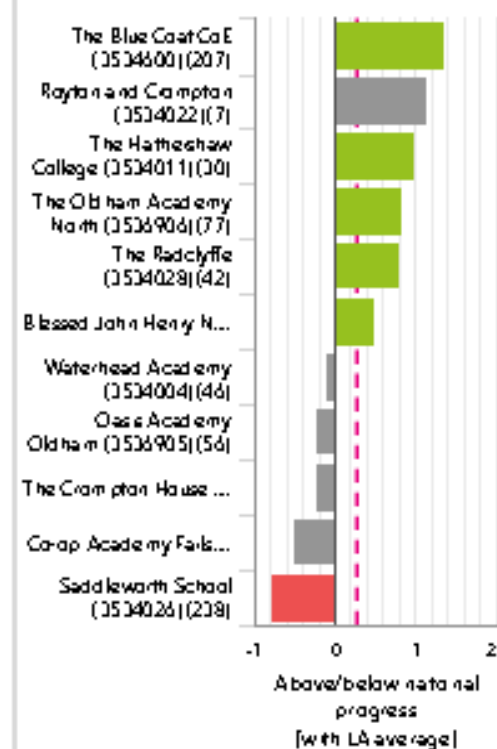
KS4 school performance summary 2018

Religious Studies GCSE

	Pupils	Actual results		Pupil progress	
		Avg Point Score	% Grade 4+	Avg Point Score	% Grade 4+
LA - Oldham (353)	11 99	5.3 +	75% + ↓	+0.25 + ↓	+3% +
Blessed John Henry Newman RC College (3534608)	262	5.2	74%	+0.47 +	+7% +
Co-op Academy Fairbairn (3534006)	22	4.3 ↓	68%	-0.50 ↓	-6% ↓
Oasis Academy Oldham (3536905)	63	4.7	71%	-0.19	+4%
Rayton and Crompton (3534022)	7	5.9	100%	+1.15	+32%
Saddleworth School (3534026)	245	4.4 ↓	60% ↓	-0.77 ↓	-14% ↓
The Blue Coat CoE (3534600)	211	6.7 +	91% +	+1.34 +	+14% + ↑
The Crompton House CoE Academy (3534605)	188	5.5 +	78% + ↓	-0.20 ↓	-3%
The Hathershaw College (3534011)	30	5.6	77%	+0.98 +	+11%
The Oldham Academy North (3536906)	81	5.1	78%	+0.83 +	+18% +
The Radcliffe (3534028)	42	5.4	76%	+0.79 +	+13%
Waterhead Academy (3534004)	47	4.4	66%	-0.09	+3%

High-to-low chart

Pupil progress in Avg Point Score
usually from high to low



Schools have chosen to enter their pupils for GCSE through different examination boards

The identifier for the Religious Studies Syllabus is called the QAN number

Name of Syllabus	School 1	School 2	School 3	School 4	School 5
AQA Full Course Religious Studies GCSE QAN 60184000	The Blue Coat School (APS ⁴ 6.7)	The Crompton House Church of England Academy (APS 5.5)	The Radclyffe School (APS 5.4)	Saddleworth School (APS 4.4)	The Co-op Academy Failsworth (APS 4.3)
EDUQAS WJEC CBAC Full Course Religious Studies GCSE QAN 60188790	Royton and Crompton School (APS 5.9)				
EDEXCEL: L1 & L2 Religious Studies GCSE QAN 603000632 IRBO	The Hathershaw College (APS 5.4)	The Oldham Academy North (APS 5.1)	Oasis Academy Oldham (APS 4.6)	The Waterhead Academy (APS 4.2)	
EDEXCEL: L1 & L2 Religious Studies QAN 60300796	Blessed John Henry Newman RC College				

⁴ APS Average Points Score

IRAO	(APS 5.2)				
------	-----------	--	--	--	--

Subject: Religious Studies (4610) / Exam: GCSE (9-1) Full Course (391)

QAN: 60184000

Est. No.	Centre	NOR	NOE	9	8	7	6	5	4	3	2	1	U	X	9-5	9-4	9-1	Avg Pts
-	National (All Schools)	583360	100020	7.8	10.4	12.9	16.1	14.4	10.9	13.8	8.0	3.9	1.4	0.3	61.7	72.6	98.3	5.2
-	National (State Funded)	523620	93780	6.4	9.5	12.6	16.3	14.9	11.4	14.5	8.5	4.1	1.4	0.3	59.8	71.2	98.3	5.1
-	LA (State Funded)	2957	709	11.6	10.7	13.5	14.2	14.0	11.0	14.7	6.9	2.4	0.8	0.1	64.0	75.0	99.0	5.4
4006	Co-op Academy Failsworth	284	22	-	-	4.5	18.2	27.3	18.2	22.7	4.5	-	4.5	-	50.0	68.2	95.5	4.3
4026	Saddleworth School	270	245	4.5	5.3	6.9	13.1	15.5	14.7	22.9	12.7	3.3	1.2	-	45.3	60.0	98.8	4.4
4600	The Blue Coat CofE School	217	212	23.1	17.9	18.9	16.0	9.9	4.2	4.7	2.8	1.4	0.5	0.5	85.8	90.1	99.1	6.7
4605	The Crompton House Church of England Academy	197	187	10.2	11.2	14.4	14.4	15.5	12.8	15.0	4.3	2.1	-	-	65.8	78.6	100.0	5.5
4028	The Raddlyffe School	297	42	7.1	9.5	26.2	9.5	11.9	11.9	9.5	7.1	4.8	2.4	-	64.3	76.2	97.6	5.4

Subject: Religious Studies (4610) / Exam: GCSE (9-1) Full Course (391)

QAN: 60184012

Est. No.	Centre	NOR	NOE	9	8	7	6	5	4	3	2	1	U	X	9-5	9-4	9-1	Avg Pts
-	National (All Schools)	583360	15130	7.2	10.5	12.0	16.3	13.7	12.0	13.3	8.7	4.7	1.4	0.2	59.7	71.8	98.5	5.1
-	National (State Funded)	523620	14320	6.6	10.1	11.8	16.2	13.8	12.3	13.7	9.0	5.0	1.4	0.2	58.5	70.7	98.4	5.0
-	LA (State Funded)	2957	1	-	-	-	-	-	-	-	-	100.0	-	-	-	-	100.0	1.0
4605	The Crompton House Church of England Academy	197	1	-	-	-	-	-	-	-	-	100.0	-	-	-	-	100.0	1.0

Subject: Religious Studies (4610) / Exam: GCSE (9-1) Full Course (391)

QAN: 60300632

Est. No.	Centre	NOR	NOE	9	8	7	6	5	4	3	2	1	U	X	9-5	9-4	9-1	Avg Pts
-	National (All Schools)	583360	29480	6.7	10.1	11.9	16.2	14.5	11.2	14.4	8.4	4.5	1.6	0.4	59.5	70.7	98.0	5.0
-	National (State Funded)	523620	27900	6.0	9.6	11.6	16.1	14.7	11.5	15.0	8.8	4.8	1.7	0.4	57.9	69.4	97.9	4.9
-	LA (State Funded)	2957	226	2.7	8.0	16.4	14.6	14.6	15.5	10.2	9.7	6.2	-	2.2	56.2	71.7	97.8	4.8
6905	Oasis Academy Oldham	284	64	1.6	9.4	14.1	14.1	9.4	21.9	4.7	18.8	4.7	-	1.6	48.4	70.3	98.4	4.6
4011	The Hathershaw College	203	31	6.5	12.9	25.8	6.5	9.7	12.9	16.1	6.5	-	-	3.2	61.3	74.2	96.8	5.4
6906	The Oldham Academy North	175	82	3.7	4.9	18.3	20.7	18.3	11.0	11.0	4.9	6.1	-	1.2	65.9	76.8	98.8	5.1
4004	Waterhead Academy	205	49	-	8.2	10.2	10.2	18.4	16.3	12.2	8.2	12.2	-	4.1	46.9	63.3	95.9	4.2

Subject: Religious Studies (4610) / Exam: GCSE (9-1) Full Course (391)

QAN: 60300796

Est. No.	Centre	NOR	NOE	9	8	7	6	5	4	3	2	1	U	X	9-5	9-4	9-1	Avg Pts
-	National (All Schools)	583360	17110	5.6	9.4	12.4	16.4	15.0	11.9	13.7	9.1	4.8	1.5	0.4	58.8	70.6	98.1	5.0
-	National (State Funded)	523620	16180	5.2	9.0	11.9	16.1	15.1	12.1	14.2	9.5	5.0	1.6	0.4	57.2	69.4	98.0	4.9
-	LA (State Funded)	2957	263	6.8	11.8	13.7	18.3	12.9	9.9	11.4	8.4	4.9	1.5	0.4	63.5	73.4	98.1	5.2
4608	Blessed John Henry Newman Roman Catholic College	296	263	6.8	11.8	13.7	18.3	12.9	9.9	11.4	8.4	4.9	1.5	0.4	63.5	73.4	98.1	5.2

Subject: Religious Studies (4610) / Exam: GCSE Full Course (310)

Est. No.	Centre	NOR	NOE	*	A	B	C	D	E	F	G	Q	U	X	A*-C	A*-G	Avg Pts
-	National (All Schools)	583360	17600	10.2	18.7	22.4	17.6	12.0	8.0	5.1	3.2	-	2.3	0.7	68.8	97.1	4.7
-	National (State Funded)	523620	15850	8.7	17.8	22.8	18.3	12.6	8.4	5.5	3.3	-	2.2	0.5	67.5	97.2	4.6
-	LA (State Funded)	2957	14	14.3	28.6	21.4	28.6	7.1	-	-	-	-	-	-	92.9	100.0	5.8
4006	Co-op Academy Failsworth	284	1	-	-	-	-	100.0	-	-	-	-	-	-	-	100.0	3.0
4605	The Crompton House Church of England Academy	197	1	-	-	-	100.0	-	-	-	-	-	-	-	100.0	100.0	4.0
4011	The Hathershaw College	203	12	16.7	33.3	25.0	25.0	-	-	-	-	-	-	-	100.0	100.0	6.1